

Price \$6.00

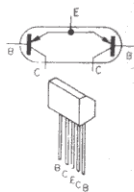
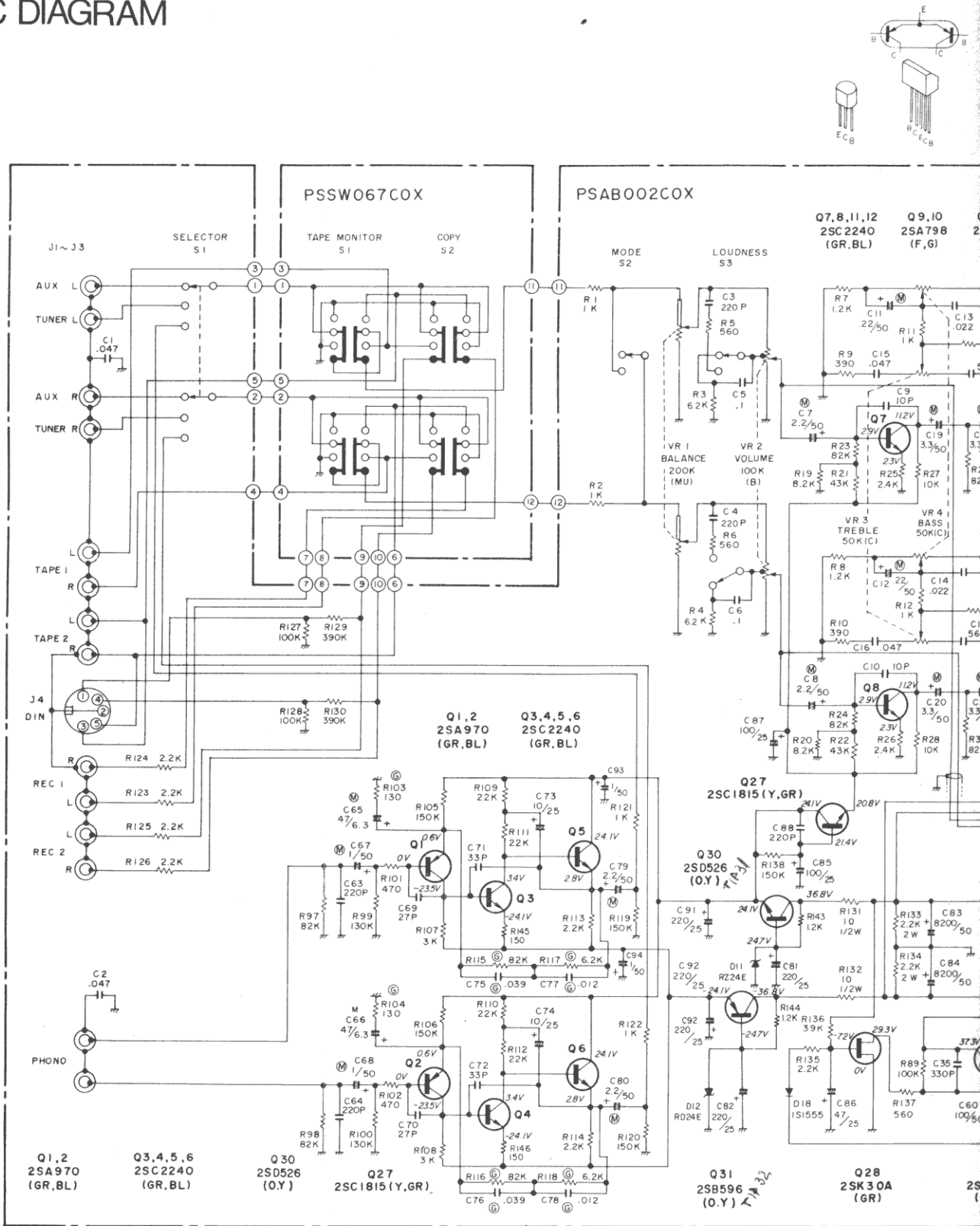
Service Manual Integrated Stereo Amplifier

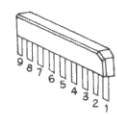
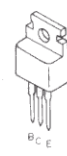
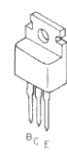
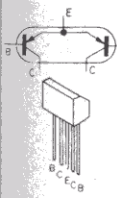
420A



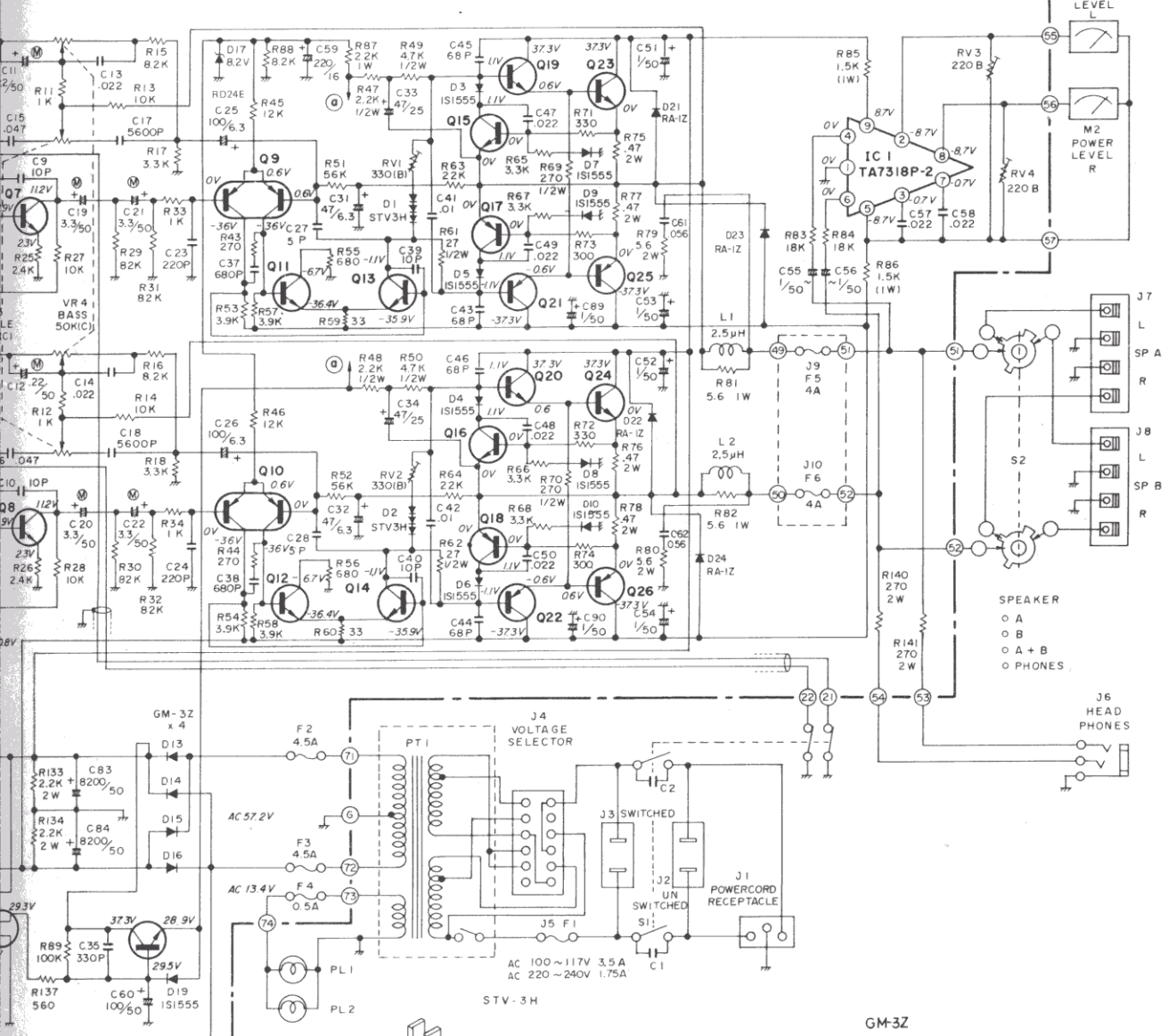
 **SCOTT**[®]
The Name to listen to.

SCHEMATIC DIAGRAM

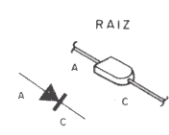
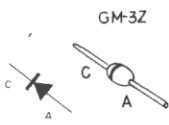
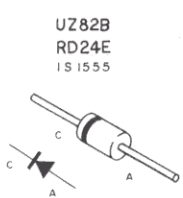




- Q9,10 2SA798 (F,G)
- Q13,14 2SC2229 (Y)
- Q15,16 2SC1318 (Q,R)
- Q17,18 2SA720 (Q,R)
- Q19,20 2SC2235 (O,Y)
- Q21,22 2SA965 (O,Y)
- Q23,24 2SD718 (O,R)
- Q25,26 2SB688 (O,R)
- IC 1 TA7318P-2



- Q29 2SC1815 (Y,G,R)



M1 POWER LEVEL L

M2 POWER LEVEL R

SPEAKER
 ○ A
 ○ B
 ○ A + B
 ○ PHONES

J6 HEAD PHONES

J4 VOLTAGE SELECTOR

J3 SWITCHED

J2 UN SWITCHED

J1 POWERCORD RECEPTACLE

STV-3H

AC 57.2V

AC 13.4V

AC 100~117V 3.5A
 AC 220~240V 1.75A

PL1

PL2

GM-3Z

UZ82B
 RD24E
 IS1555

RA1Z